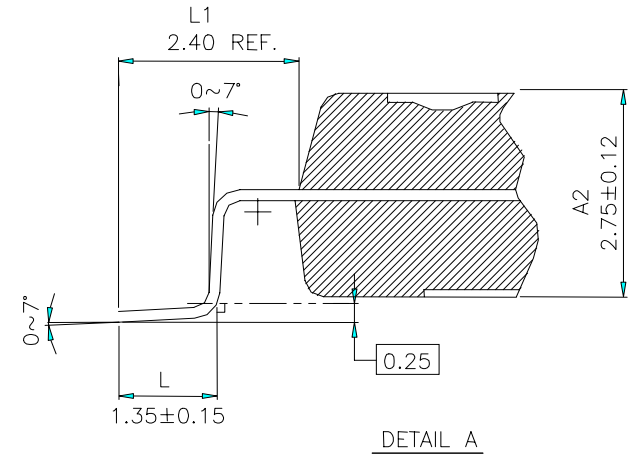
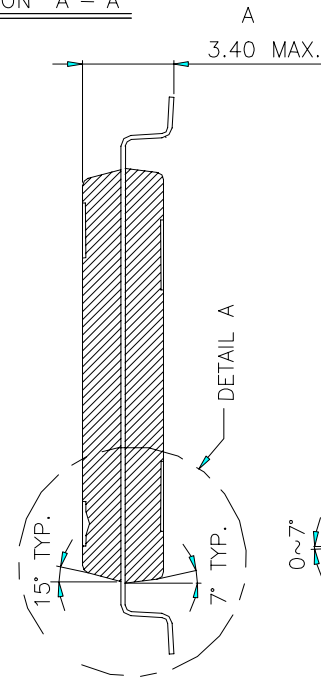
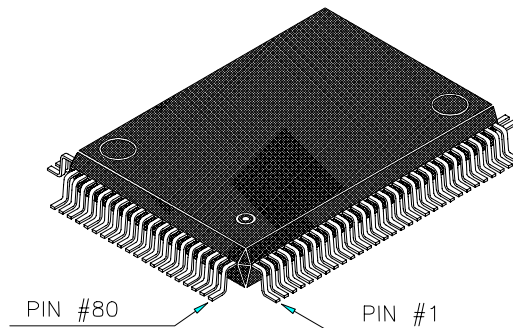
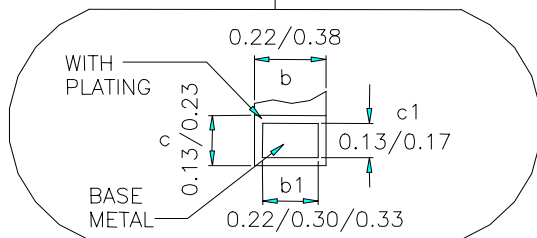
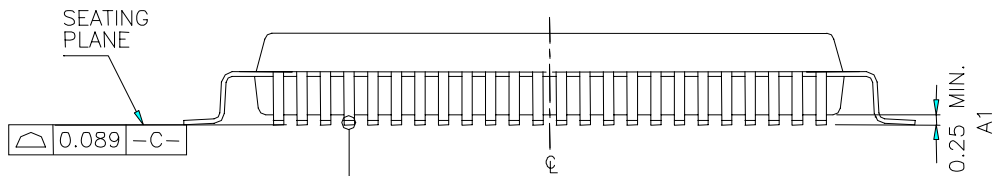


SECTION "A"-"A"



NOTES:

1. CONTROLLING DIMENSIONS ARE IN MILLIMETERS (MM).
2. DIMENSION D1&E1 DOES NOT INCLUDE MOLD PROTRUSION.
3. COPLANARITY OF ALL LEADS SHALL BE 3.5 MILS MAX. (BEFORE TEST) FROM THE SEATING PLANE. UNLESS OTHERWISE SPECIFIED.
4. GENERAL PHYSICAL OUTLINE SPEC IS REFER TO TMC'S FINAL VISUAL INSPECTION SPEC UNLESS OTHERWISE SPECIFIED.



3			
2			
1			
REV.	DESCRIPTION OF REVISION	SIGNATURE/DATE	
<p>晶揚科技股份有限公司 <i>Taiwan Micropaq Corporation</i></p>		<p>TITLE QFP 80LD (14x20 MM) FOOTPRINT 4.8 MM PACKAGE OUTLINE DWG.</p>	
DWG. NO.	EOL-Q0801420-002 R0	FILE Q080002	
DESIGNER 胡椒貞	DATE 05/07/98	MATERIAL	SCALE 4:1
CHECKER	DATE	PROCESSES	SHEET NO. 1 OF 1
APPROVED	DATE	UNIT MM	
			<p>THIRD ANGLE PROJECTION ALL DIMENSIONS IN MILLIMETERS.</p>